



GRIMSTONE INC.



Volume 2, Issue 7
August 2006

Great Lakes Paranormal Research Conference 2006

The Great Lakes Paranormal Research Conference 2006 hosted by Grimstone was a huge success!

Doug and ScottL of Ghostly Talk kicked the conference off with a bang. They engaged the audience by sharing their experiences with their radio program and their trek into the paranormal realm as well as asking thought provoking questions of the audience.

Sheena Beltz then addressed the importance of research in an investigation. She also provided helpful tools to utilize whenever researching an investigation site.

Christopher Bailey presented on surveillance and the importance of having the correct instruments on hand. He covered the uses of cameras and having a multiplexer as well as providing helpful guidelines on purchasing one.

Charla White addressed the importance of building an investigation around client interviews. The significance of utilizing seasoned staff members to perform them and following their intuition when asking questions.



A few participants



Catt Slovey presented several EVP's for the listening pleasure of the audience. She discussed the type of equipment available, analyzing software and always having a voice recorder because you never know when you might pick up something as demonstrated by one EVP recorded at the Masonic Temple.

Joan St. John closed the conference with her presentation on how the work of paranormal researchers are important to her work as a psychic medium and how they validated one another. She did readings for some of the people in the audience including one family who had a specific question about an unknown orb that is photographed in each photo they took of their son. Joan enlightened them about their son's unknown orb and it's connection to his fear of motorcycles.

Most of the participants and speakers enjoyed dinner at Zingermann's Roadhouse before heading off to the Hartland Cemetery for the evening.



Hartland Village Cemetery

In This Issue	
2006 Paranormal Research Conference.....	1
Grimstone Invades Mackinaw Island	2
Interesting Reads	3
Devil's Night & Halloween	3
Definitions	3
Feature Articles	4
Philip Experiment	4
Practical Video Surveillance of Paranormal Activity	5
Ghost World Conference	7



ScottL and Doug, Ghostly Talk



Joan St. John, Psychic Insights



Mackinaw Island



Three Grimstone members (plus a 5 year-old junior member) went to Mackinaw Island July 29-30, 2006 with the hopes of finding some possible sites to investigate.

The locals provided Charla, Catt, Angela, and Sabrina with all kinds of stories and possible sites to visit. Amazingly enough, very few people recommended the most commonly known spots – Grand Hotel and the Island House Hotel.

The Grand Hotel was the site where “Somewhere in Time” was filmed in 1979 starring Christopher Reeves and Jane Seymour. Investigating this spot would involve a fee to enter the front doors of the Grand Hotel. From the roadway, one can see the memorabilia hanging in a hallway. For this trip, the four decided to pass.




The four did visit the Island House Hotel and were quite taken with the layout of the hotel and its elegant setting.

The locales suggested we take a visit to Pine Cottage (we were already spending the night there!!!), Robinson’s Folly, Biddle House, Small Point, Arch Rock and others.

Of course, the four had to visit the Haunted Theatre. Little did they know what they would encounter there! The smallest of the four opted out at the last minute (smart move) so the remaining three were told to go down the darkened hallway and follow the glowing white arrows.

The Haunted Theatre is a delightful visit back to the 60's when horror was just beginning its climb into popularity. The mad scientist lab, the alien creature, and more can be found behind glass within the winding darkened theatre. If you were raised on horror and loved vampires, werewolves, aliens, and mad scientists then this is the place for you! However, if you have any problems seeing glowing white arrows avoid this at all costs or you’ll find yourself stuck in a corner!




The three cemeteries are within feet of one another. If you visit one, you have to visit all of them. They are well kept and full of history. At one cemetery, St. Ann, the founders neglected to get all the necessary measurements one

would need in order to bury people there. The first funeral resulted in the driver of the horse drawn hearse nearly decapitating himself upon entering the stone gated entrance! The gates are kept locked but protect nothing as the roads to enter the cemetery go around the entrances.


The cemeteries yielded moving cold spots which were a great relief given the hot weather encountered there. The cold spots were especially noticeable around the Biddle graves. The Biddle sisters have the legacy of their home which is allegedly haunted and being the first to be buried in St. Ann Cemetery (1847).

There are a couple of caves and of course the fort all of which are associated with tales of ghostly figures and loud footsteps. Even the thick woods on the West bluff are reputed to have a soldier watching people pass by as if they were the enemy.



Most ghost investigations were conducted during the daylight hours as the cemeteries close at dusk and the patrons staying at the Pine Cottage grew a little nervous seeing three women walking around the hallways with EMF detectors and talking to the air around them!

The nights were spent enjoying strawberry daiquiris at the Pink Pony Bar and exploring.



Cemetery, St. Ann

Indian Dormitory



Fort Mackinac



Grand Hotel

Arch Rock, Natural Formation





Interesting Reads



Here are books and websites that come highly recommended.

Field Guide to Spirit Photography. Dale Kaczmarek, 2002. This detailed and informative book offers a wealth of practical information on basic camera operations, the ins and outs of film use and developing, various types of equipment, analyzing spirit and natural photographs and even presents a collection of fake, accidental and authentic photos of ghosts! Discover the step-by-step methods of using cameras for ghost research, along with the best types of films and filters to use and what types of cameras are best suited for the conditions of investigations.

Psychic Development for Beginners: An early guide to releasing and developing your psychic abilities. William Hewitt, 1951. Excellent resource for grounding, centering and testing your psychic development as well as enhancing your abilities.

ESP Hauntings and Poltergeist: a parapsychologists handbook. Loyd Aeubach, 1986. A handy guide covering a variety of parapsychology topics relating to ghosts and hauntings.

Devils' Night and Halloween

Fun evening with dinner = \$55

Experiencing things that go bump in the night = PRICELESS!!!

Call 810.750.9463

Make your reservations now for dinner and a night of haunted fun at the Fenton Hotel on Devils Night

or Halloween with Grimstone-Inc. Fee \$55 (Psychic & Psychic Fair additional fee)

Make your reservations now.

Call 810.750.9463 and ask for a table with Grimstone



Definitions

Atmospheric Apparition—A visual imprint of people and events left behind in the environment which continues to replay.

Blue Cap — A spirit believed to assist miners in Britain.

Clairaudient/Clairaudiency — Using the ability of "clear hearing" and obtaining information through words or sound. A clairaudient will receive information from spiritual guides or departed spirits through hearing a spoken message.

Clairsentient/Clairsentiency — Using the ability of "clear feeling" and obtaining information through the sense of touch and feelings. A clairsentient will receive information from spiritual guides or departed spirits through feelings and emotions.

Clairvoyant/Clairvoyancy — Using the ability of "clear seeing" and obtaining information through a visual image. A clairvoyant will receive information from spiritual guides or departed spirits through seeing pictures and images in their mind of past, present or future events.

False Positives — anomalies caught on film that appear to be paranormal but can be explained.

Focused — A spirit that is tied to a specific location, object or human.

Free Floating Spirit — A ghost that moves about at will, with no regard to buildings, people, time or space.

Grassman — A Bigfoot type creature believed to live in Ohio.

Simulcra — Seeing faces and figures in everyday objects such as doors and foliage.

Tessie — A lake monster believed to inhabit Lake Tahoe in California and can be found in local Washoe Indian legends. No proof of existence exists.

Thought Form—An apparition produced by the power of the human mind.



The Philip Experiment—A Study in Paranormal Research

Charla White

In 1972 Canadian parapsychologists sought out members of the Toronto Society for Psychical Research to put together an experiment of creating a ghost to prove that the human could create a ghostly entity through expectation, imagination, and visualization. Lead by Dr. A. R. G. Owen, mathematician and renowned expert on poltergeists; Margaret Sparrows, formerly a chairperson of MANSA in Canada; Iris Owen, former nurse and wife of Dr. Owen; Andy H., housewife; Lorne H., industrial designer and spouse of Andy, Al P., heating engineer; Bernice M., accountant; Dorothy O., housewife and bookkeeper; and Sidney K., sociology student were active participants. Dr. Joel Whitton, psychologist attended the group meetings as well but did not participate.

It was important for the experiment that none of the participants had any gifts of the psychic nature. It is unclear how this was verified.

Extreme and prolonged concentration was believed to be vital if they were to create a ghost through the collective thought form in which non-physical entities exists in either the mental or astral plane. Each person had to feel comfortable with the ghost they were creating, with one another, and the environment in which they would be working.

Research was conducted so the group became knowledgeable on the 1600's, politics, religion, history and one visited England to gather pictures of the area in which Philip was to have lived and died. One member sketched Philip as he was described to give him a presence and others something to visualize during their prolonged concentration periods.

Philip Aylesford was born sometime in the 1600's as an aristocratic Englishman during the time of Oliver Cromwell. He was a supporter of the King, Catholic, and was married to a beautiful but frigidly cold woman named Dorothea. Dorothea was the daughter of a neighboring nobleman.

Philip's story is a tragic one. Philip was out riding one day on his property when he came upon the most beautiful, dark-eyed, raven haired gypsy girl named Margo. They fell in love immediately. Philip experienced a love so profoundly deep that he brought Margo to live with him on his property. Philip visited Margo regularly and their love grew. Dorothea soon discovered the beautiful woman her husband had taken a fancy to and in a fit of anger accused publicly of being a witch. Margo was taken, found guilty and promptly burned at the stake while her lover stood passively by not lifting a finger to help her. Philip was fearful of losing his standing in the community and court.

Following Margo's death Philip became remorseful and angry. He would be seen pacing the battlements of his home, Diddington Manor (an actual castle). One morning Philip was found lying

dead at the bottom of the battlements. At the age of 30, Philip died tragically in 1654.

The next phase of the experiment was begun in September 1972 in which the participants sat at a table as if conducting a classic traditional séance. It took several tries before Philip made his presence known to the group. His contact with them came in the form of rappings.

Philip was able to answer yes and no but only to questions that pertained to his life both personally and historically surrounding his time period. Experts that analyzed the experiment felt these answers came from the "collective" and not from the spirit. In addition to answering the questions, Philip made the table move repeatedly. The table would move from side to side and in some cases would either pin a participant in a corner or would rush over to greet a late participant as if excited to see them. The table soon became the focus for these peculiar phenomena. Participants reported that the table felt alive under their hands whenever Philip was around. Whenever Philip was asked to dim the lights, they would go dim. Anything Philip was asked to do he could do it except carry on a conversation or materialize in a physical or ethereal form. Some participants reported soft whisperings but nothing was ever captured on tape.

Philip was not shy and performed actively for the TV crew that filmed one session. The table levitated although it is difficult to see it as someone had asked Philip to dim the lights and that interfered with the camera.

Many that analyzed the findings suggested that Philip was not a classical manifestation of a ghost as there were no real interactive conversations; he was not seen by anyone; and his psychokinetic powers was believed to be part of the collective.

Did Philip truly remain an entity created within the imagination of the participants who created him? What about the psychokinetic powers Philip demonstrated whenever he was asked to dim lights or move the table? It was clear it was not the participants moving the table as their hands were clearly visible at all times and any tricks were debunked.

It is possible and likely that the group did contact the spirit world and some low level demon or spirit was having some fun at their expense. This is believed because questions were asked out loud and although they did not verbally answer the questions, the questions were answered with rappings. It is clear that the entity understand the language.



Philip Experiment (continued)

The collective group knew the answers to the questions they asked, they were present each time Philip was contacted, they witnessed Philip performing psychokinetic powers, and he continued to perform whether it was day or night and on TV. Is it possible it was them doing all this?



Séance photo courtesy of william-james.com

Other groups decided to experiment as well. In Austria another group put together an experiment utilizing a 14 year-old Skippy with a tragic past and she too has communicated with that group with rappings. Other groups have done the same type of experiment with the same results.

The technique that each group uses to create their spirit is visualization. Visualization is a technique used by psychics to make things happen within the spirit world – contacting their spirit guides, centering themselves, cleansing homes, communicating with the deceased, etc. One must wonder if it is the power of visualization that gives life to the ghosts in these experiments. Each and every person has [psychic abilities](#) that vary in terms of intensity and strength. The strength of their abilities depends on how they fine tune them and what they are meant to do with them.

<http://nostradamus.time-loops.net/Index.htm>

http://www.strangenation.com.au/Ghostwatch/sng_skippy.htm



Practical Video Surveillance of Paranormal Activity

Part II: Camera Selection

By Christopher Bailey

The most important part of the surveillance system for paranormal investigating is the video camera. Selecting the wrong surveillance camera for the environmental conditions can mean the difference between capturing the “once-in-a-lifetime” apparition and seeing only static or a blurred image. When selecting surveillance cameras for paranormal investigating, it is important to consider what environments they will be predominantly used in. If you perform primarily home investigations, you may wish to have primarily wide angle lenses. If you are investigating primarily larger businesses, you may wish to use zoom or telephoto lens capable cameras. If your specialty is outdoor investigations, such as cemeteries, low-voltage wireless cameras might work best for your organization. Since most ghost hunters operate on a budget, it is important to be familiar with the various types of cameras so you are not stuck with a camera that will never give you the perfect shot.

Cameras are first rated for indoor and outdoor use. The primary difference between the two types is that the outdoor camera is specially shielded to protect its internals from environmental damage. Some additionally have heaters or blowers to regulate the temperature inside the camera housings. With indoor cameras, you must be careful of moisture and extreme temperatures.

There is also a wide selection of camera styles. These include dome, bullet, traditional, pan/tilt/zoom, covert, and wireless. While dome cameras make excellent surveillance cameras for indoor locations such as businesses, they are not practical for the average research investigation. They are designed to mount primarily on drop ceilings and hard to reach locations. They are not

made to be easily packed and relocated often. Likewise, most bullet cameras are also impractical for investigations, easily in dark areas. The thin design is unobtrusive, but they have often limited night vision capabilities. The primary cameras used for investigations are typically traditional, wireless, and pan/tilt/zoom.

Pan/tilt/zoom or PTZ cameras are considered the top of the line in surveillance cameras. They can pan 360 degrees, tilt 270 degrees, and optically zoom in as much as 22 times. They are controlled either through a desk joystick or specialty software for PC based DVR's. They come in both indoor and outdoors versions and can be equipped with night vision. These cameras can also be programmed for automatic panning and have a range of up to 3000 ft.

The latest innovation to the video surveillance industry is the affordable night vision camera. These cameras have infrared LED's circling the lens to transmit infrared light during low lux situations. This light is invisible to the naked eye (above 720 nm), but easily viewable by the cameras optics. The distance the camera can see in 0 lux is determined by the strength and number of LED's it uses. Typically 10-20 LED's will provide 20 feet in complete darkness.

These cameras provide high quality color pictures during the day. However, when the light levels drop past a minimum level, they automatically engage the LED's. Paranormal investigators often incorporate these cameras into their surveillance system due to their flexibility and reliable construction.



If you do not wish to rely on infrared emitting diodes for dark work, you are not out of options. Low-light surveillance cameras use advanced optics to provide a clear picture with the minimum amount of light. These cameras have a highly sensitive “auto-iris”. An auto-iris is a lens component that electronically controls light intake. The auto-iris works in conjunction with high-quality lenses and a CCD function called Automatic-Gain-Control (AGC) to adjust the image output light levels.

To determine the performance of a camera in darkness, a system of measurement called a lux rating is used. The lower the number, the better it can adapt to low lighting. Black-and-white cameras actually adapt better to low light than color cameras because of its sensitivity to contrast differences

Examples of lux ratings:

Lighting	Lux
Direct Sunlight	107000 – 140000
Full Sunlight	11000 – 22000
Overcast Day	1000
Inside a Store	500
Office Building	300
Twilight	10
Deep Twilight	1
Full Moon	.1

When selecting a camera, it is also important to choose one with an appropriate lens that would be beneficial to your primary types of investigations. While standard video cameras typically have zoom controls, most surveillance cameras have a fixed field of view. The field of view is dependant on your CCD size and lens focal point. The smaller the CCD, the less horizontal and vertical viewing distance you have. The larger the focal length, the less field of view your camera will have. Typical CCD and lenses are shown on the following page.

For small rooms, it is best to maximize coverage by placing camera(s) in the corner and use a lens with a small focal length. This allows you to cover the majority of the room with the minimum amount of cameras. For larger rooms or outside sites, you may wish to cover the area with multiple wide angle cameras and use a higher telephoto lens to cover the majority of distant spots.



The next criteria for camera selection is resolution. The resolution is the number of camera lines. Most color cameras have either 380 or 480 lines. Most black and white have 420 and 600 lines. 520 line cameras have also recently been produced, but are only 5% of the market. Line information can sometimes be misleading. There are two primary manufacturers of CCD chips. They are Sony and Sharp and they control 90% of the market. Sony chips produce much higher picture quality and richer colors. A 380 line Sony chip appears better than a 480 line Sharp. Thus, when possible always try the surveillance camera before purchase and be cautious of “bargain prices” for the chip quality may not be there.

Camera placement is highly important. You wish to set-up cameras so that they provide the maximum coverage possible in an area. It is also important to place them in locations that are not easily accessible without going in front of the camera, such as a room corner. This prevents tampering once the feed is being recorded, which is often an argument to footage by many skeptics.

It is not unusual during an investigation to pick up an anomalous piece of video feed; such as something out of focus passing in front of the camera. These images are the most frustrating because they cannot be clearly determined as paranormal or natural causes. To help alleviate this problem, proper surveillance techniques should be incorporated. This can be done by staggering cameras so they have partial overlapping field-of-views or by recording the site by multiple angles. By placing camera in adjacent or opposite room corners, you can more easily identify phenomenon, minimize or eliminate tampering, and provide evidence that is near impossible to be classified as a “hoax”.

You should also consider the haunting symptoms of the site when placing cameras. For example, if the property owner reports that a door often opens and closes by itself, it would be beneficial to have a camera on either side of the door. Then if the door unlocks and opens on its own, you can verify that it was not caused by a fellow investigator or property owner during the video surveillance. Likewise, if the owner reports banging upstairs, you may wish to setup a camera in the attic and/or roof to insure that squirrels or other animals are not causing the disturbances.

While video surveillance packages can be a moderately expensive tool for the average ghost hunter, it is highly effective one at maximizing your chances of recording paranormal activity. It is important to choose a system that can grow with your organizations needs and cameras that are adequately suited for your investigation environments. Through proper knowledge of the environment, methodology, and equipment, you can help ensure that you do not miss that once-in-a-lifetime apparition footage.



Ghost World 2007 to Open in Gettysburg



Gettysburg, Penn. (PRWEB) July 24, 2006 -- Ghost World, LLC announced that its Ghost World Conference 2007 (www.ghostworldconference.com) will be held July 20-22, 2007 at the Wyndham Hotel and Conference Center in Gettysburg. The objective of the supernatural summit is to bring together members of the paranormal community to discuss the issues facing ghost research today, to listen to lectures from some of the leading names in the field, and to establish standardized investigation protocols during an open symposium at the conference. On Sunday, July 22, the conference will conclude with a paranormal awards ceremony which will recognize excellence in individuals and organizations for their contributions to the field of paranormal research.

"This is going to be the big one," said Vince Wilson, author and one of the founding partners of Ghost World, LLC. "It's time to get paranormal investigators everywhere on the same page so we can move this field of science further into the mainstream. The Ghost World Conference will create an open dialogue between many different experts and groups so we can work to solve some of the mysteries of paranormal phenomena."

Attendees and speakers of the three-day conference will include representatives from many different paranormal investigative groups, members of the media, and some of the leading names in the field of supernatural research including: Charles J. Adams III, Jeff Belanger, Rosemary Ellen Guiley, L'Aura Hladik, Mark Nesbitt, Troy Taylor, Kelly Weaver, Vince Wilson, and John Zaffis. Workshops will also be offered.

"The Ghost World workshops will be the place for people to learn the basics of paranormal research, and to help those already doing this work to take their work and organizations to a higher level," said L'Aura Hladik, founding partner of Ghost World, LLC.

Ghost World, LLC also announced today that the internationally-syndicated 'X' Zone Radio Show (www.xzone-radio.com) is the official media sponsor of the 2007 Gettysburg conference. Host Rob McConnell will be broadcasting live from Ghost World, providing the international community a taste of the supernatural happenings.

About the Ghost World Conference

Ghost World, LLC is a joint venture between Ghostvillage.com (www.ghostvillage.com), the New Jersey Ghost Hunters Society (www.njghs.net), and The Maryland Paranormal Investigators Coalition (www.marylandparanormal.com). The Ghost World Conference is an annual event designed to promote the work being done in the field of paranormal research. More information and registration information can be found on the official Ghost World Conference Web site at: www.ghostworldconference.com.

<http://www.prweb.com/releases/2006/...prweb414825.htm>



Grimstone-Inc

Editor: Charla White

To Our Readership

Your feedback, suggestions, and submissions are always appreciated.

Charla White

